

0.8A, 600V - 1000V Standard Bridge Rectifier

FEATURES

- Ideal for automated placement
- Reliable low cost construction utilizing molded plastic technique
- High surge current capability
- UL Recognized File # E-326854
- Moisture sensitivity level: level 1, per J-STD-020
- RoHS Compliant
- Halogen-free according to IEC 61249-2-21


APPLICATIONS

- Switching mode power supply (SMPS)
- Adapters
- Lighting application

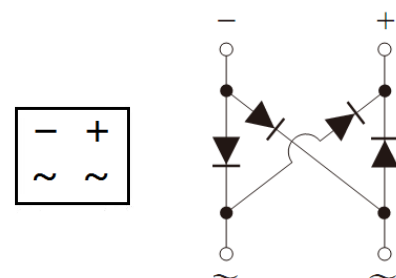
MECHANICAL DATA

- Case: TO-269AA (MBS)
- Molding compound meets UL 94V-0 flammability rating
- Terminal: Matte tin plated leads, solderable per J-STD-002
- Meet JESD 201 class 1A whisker test
- Polarity: As marked
- Weight: 0.120g (approximately)

KEY PARAMETERS		
PARAMETER	VALUE	UNIT
I_F	0.8	A
V_{RRM}	600 - 1000	V
I_{FSM}	35	A
$T_{J\ MAX}$	150	°C
Package	TO-269AA (MBS)	
Configuration	Quad	



MBS



ABSOLUTE MAXIMUM RATINGS ($T_A = 25^\circ\text{C}$ unless otherwise noted)					
PARAMETER	SYMBOL	MBS6-K	MBS8-K	MBS10-K	UNIT
Marking code on the device		MBS6	MBS8	MBS10	
Repetitive peak reverse voltage	V_{RRM}	600	800	1000	V
Reverse voltage, total rms value	$V_{R(RMS)}$	420	560	700	V
Forward current	On glass-epoxy	I_F	0.5		A
	On aluminum substrate		0.8		A
Surge peak forward current, 8.3ms single half sine-wave superimposed on rated load	I_{FSM}	35		A	
Rating for fusing ($t < 8.3\text{ms}$)	I^2t	5.08		A^2s	
Junction temperature	T_J	- 55 to +150		°C	
Storage temperature	T_{STG}	- 55 to +150		°C	

THERMAL PERFORMANCE			
PARAMETER	SYMBOL	TYP	UNIT
Junction-to-lead thermal resistance	$R_{\theta JL}$	20	°C/W
Junction-to-ambient thermal resistance	$R_{\theta JA}$	85	°C/W

ELECTRICAL SPECIFICATIONS ($T_A = 25^\circ\text{C}$ unless otherwise noted)					
PARAMETER	CONDITIONS	SYMBOL	TYP	MAX	UNIT
Forward voltage per diode ⁽¹⁾	$I_F = 0.4\text{A}, T_J = 25^\circ\text{C}$	V_F	-	1	V
Reverse current @ rated V_R per diode ⁽²⁾	$T_J = 25^\circ\text{C}$	I_R	-	5	μA
	$T_J = 125^\circ\text{C}$		-	100	μA

Notes:

1. Pulse test with $PW = 0.3\text{ms}$
2. Pulse test with $PW = 30\text{ms}$

ORDERING INFORMATION		
ORDERING CODE⁽¹⁾	PACKAGE	PACKING
MBSx-K	TO-269AA (MBS)	3,000 / Tape & Reel

Notes:

1. "x" defines voltage from 600V(MBS6-K) to 1000V(MBS10-K)

CHARACTERISTICS CURVES

($T_A = 25^\circ\text{C}$ unless otherwise noted)

Fig.1 Forward Current Derating Curve

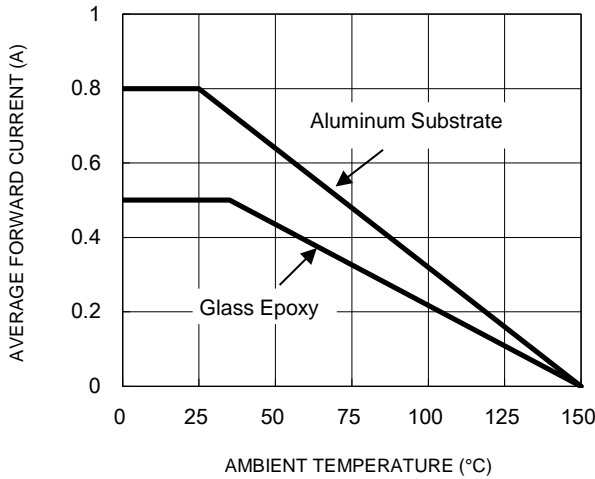


Fig.2 Typical Junction Capacitance

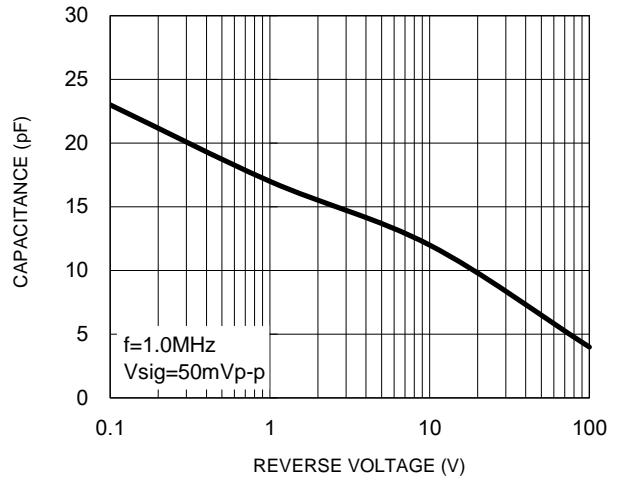


Fig.3 Typical Reverse Characteristics

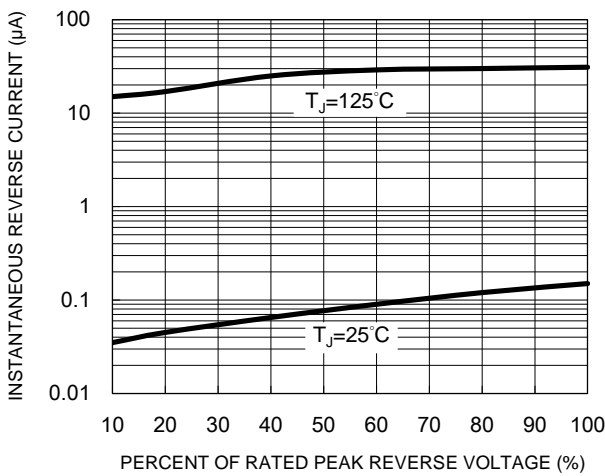


Fig.4 Typical Forward Characteristics

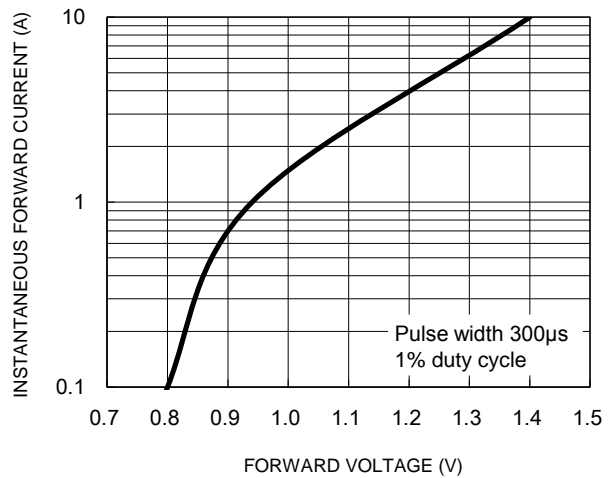
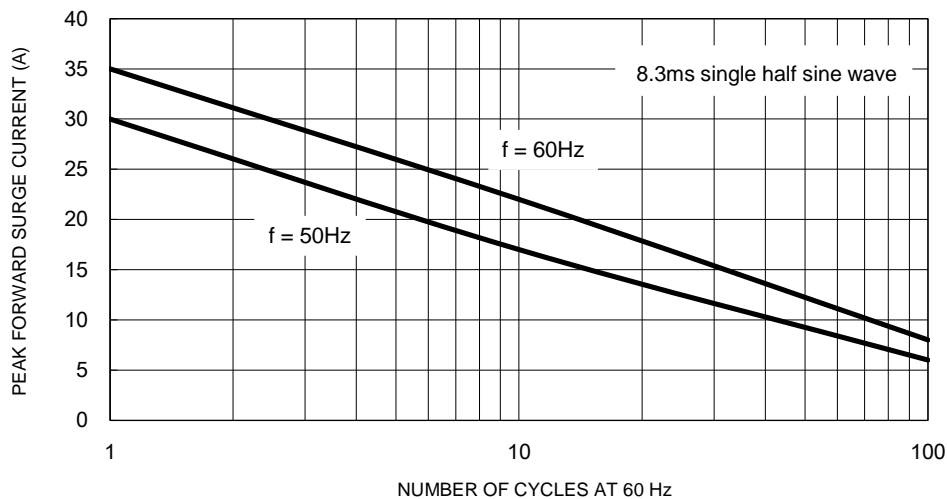
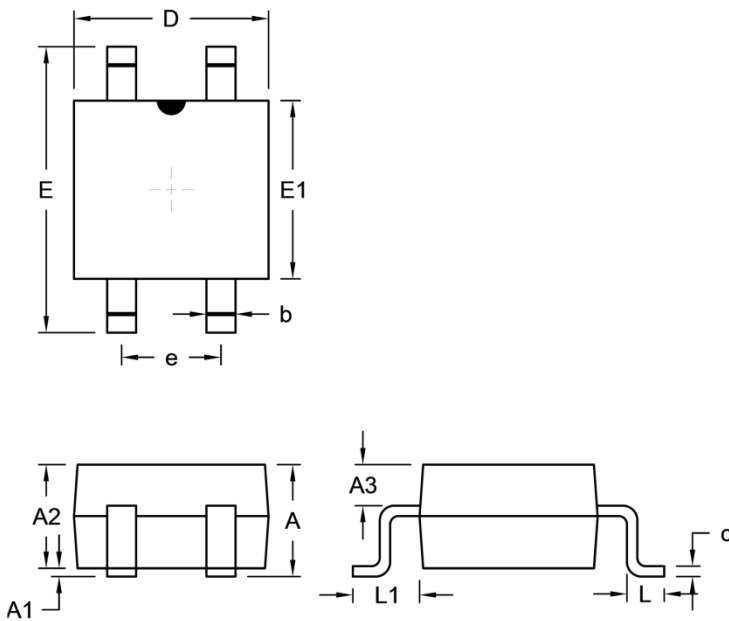


Fig.5 Maximum Non-Repetitive Forward Surge Current



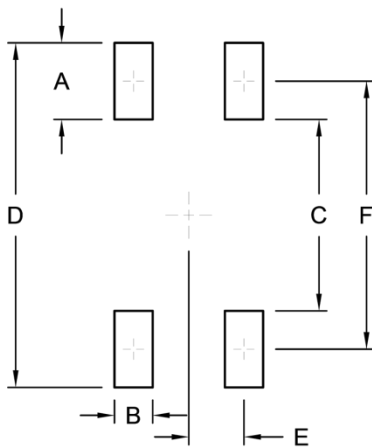
PACKAGE OUTLINE DIMENSIONS

TO-269AA (MBS)



DIM.	Unit (mm)		Unit (inch)	
	Min.	Max.	Min.	Max.
A	-	2.90	-	0.114
A1	-	0.20	-	0.008
A2	2.30	2.70	0.091	0.106
A3	0.95	1.53	0.037	0.060
b	0.56	0.84	0.022	0.033
c	0.15	0.35	0.006	0.014
D	4.50	4.90	0.177	0.193
E	-	6.90	-	0.272
E1	3.60	5.00	0.142	0.197
e	2.20	2.60	0.087	0.102
L	0.70	1.10	0.028	0.043
L1	1.10	2.12	0.043	0.083

SUGGESTED PAD LAYOUT



Symbol	Unit (mm)	Unit (inch)
A	1.80	0.071
B	0.90	0.035
C	4.50	0.177
D	8.10	0.319
E	1.30	0.051
F	6.30	0.248

MARKING DIAGRAM



- P/N = Marking Code
- YW = Date Code
- F = Factory Code

Notice

Specifications of the products displayed herein are subject to change without notice. TSC or anyone on its behalf, assumes no responsibility or liability for any errors or inaccuracies.

Purchasers are solely responsible for the choice, selection, and use of TSC products and TSC assumes no liability for application assistance or the design of Purchasers' products.

Information contained herein is intended to provide a product description only. No license, express or implied, to any intellectual property rights is granted by this document. Except as provided in TSC's terms and conditions of sale for such products, TSC assumes no liability whatsoever, and disclaims any express or implied warranty, relating to sale and/or use of TSC products including liability or warranties relating to fitness for a particular purpose, merchantability, or infringement of any patent, copyright, or other intellectual property right.

The products shown herein are not designed for use in medical, life-saving, or life-sustaining applications. Customers using or selling these products for use in such applications do so at their own risk and agree to fully indemnify TSC for any damages resulting from such improper use or sale.